

U.S. Census Bureau
Atlanta Region

Mr. George Grandy, Jr.
Regional Director

August 6, 2020

NORTH CAROLINA

2020 Census Self-Response Weekly Highlights



2020 Census Counts on the Arts

The NC Counts Coalition's Art Counts Mural Project, supported by John Rex Endowment and in partnership with the City of Raleigh, unveiled nine murals in hard to count tract areas throughout the city. The first mural was unveiled during the "Count NC Kids Week of Action" across the sidewalk at the Hillsborough St. YMCA. The youngest artist, an 11-year-old girl, was inspired to draw this because she wanted to raise awareness of the importance of counting kids in the 2020 Census. The other eight murals were recently unveiled on city buses, at the Raleigh train station, park walls, and buildings around Raleigh.

North Carolina
Self-Response

59.3%

National
Self-Response

63.2%



\$1.5 Million Dollars for 2020 Census Engagement in WNC

Dogwood Health Trust, serving Western North Carolina (WNC), has allocated \$1.5 million dollars for 2020 Census outreach and engagement. In an effort to ensure strong community participation that will hopefully result in increased federal dollars brought back into the region, Dogwood Health Trust is actively partnering with almost all of the 18 Western North Carolina counties as well as a growing number of community nonprofit organizations to reach communities that have been historically undercounted while increasing participation in the 2020 Census.

Dogwood Health Trust is providing participating WNC counties and the Eastern Band of Cherokee Indians with an incentive of \$1,000 for every full percentage point increase in 2020 Census self-reporting beginning June 26 until the counting timeframe ends, with a 30-point cap. Mini-grants of up to \$2,500 are also available to each county to assist with their Census marketing and outreach efforts.

Dogwood Health Trust also seeks to work with nonprofit partner organizations that have the networks to activate and mobilize Census participation. Partner organizations that can communicate directly with individual households will earn a \$10/per person incentive. Dogwood Health Trust is a wonderful 2020 census partner, working tirelessly to ensure everyone in Western North Carolina is counted.



Cooperative Extension Continues to Share Census Information

The North Carolina Cooperative Extension in Tyrrell and Hyde Counties has been a wonderful 2020 Census partner and recently continued their efforts to promote the Census during the Rural Week of Action held from August 2nd to 8th. They have hosted three Mobile Questionnaire Assistance (MQA) events in three different counties, as well as two caravan parades through low responding areas and back-to-school giveaways.

The North Carolina Cooperative Extension in Tyrrell and Hyde Counties continues to feature census reminders and other information on their website and across each of their social media platforms. Face-to-face community engagement at food pantry and programming sites include 2020 census messaging as well.

STATE OF NORTH CAROLINA RANKING BY COUNTY

Self-Response Rate as of 8.6.2020

1 Union, North Carolina	70.9%	37 Wilson, North Carolina	58.9%	72 Bertie, North Carolina	50.4%
2 Orange, North Carolina	69.2%	38 Surry, North Carolina	58.8%	74 Richmond, North Carolina	50.3%
3 Wake, North Carolina	68.6%	39 Burke, North Carolina	58.5%	75 Anson, North Carolina	49.5%
4 Davie, North Carolina	67.5%	40 Wayne, North Carolina	58.4%	76 Columbus, North Carolina	49.3%
5 Chatham, North Carolina	67.4%	41 Moore, North Carolina	58.1%	77 Transylvania, North Caroli..	49.1%
6 Camden, North Carolina	66.5%	42 Gaston, North Carolina	58.0%	78 Ashe, North Carolina	48.7%
7 Lincoln, North Carolina	66.4%	43 Durham, North Carolina	57.8%	79 Yancey, North Carolina	47.9%
8 Guilford, North Carolina	65.1%	44 Franklin, North Carolina	57.6%	80 Currituck, North Carolina	47.7%
9 Iredell, North Carolina	65.0%	45 Cumberland, North Carolina	57.5%	81 Clay, North Carolina	46.7%
10 Johnston, North Carolina	64.8%	46 Wilkes, North Carolina	57.4%	82 Robeson, North Carolina	46.5%
10 Catawba, North Carolina	64.8%	46 Perquimans, North Carolina	57.4%	83 Pamlico, North Carolina	46.4%
12 Alexander, North Carolina	63.7%	48 Lenoir, North Carolina	56.9%	84 Cherokee, North Carolina	46.1%
13 Granville, North Carolina	63.5%	49 Pitt, North Carolina	56.8%	85 Duplin, North Carolina	45.7%
13 Caldwell, North Carolina	63.5%	50 Harnett, North Carolina	56.1%	86 Bladen, North Carolina	45.3%
15 Lee, North Carolina	63.1%	51 Caswell, North Carolina	55.7%	87 Warren, North Carolina	44.4%
16 Davidson, North Carolina	63.0%	52 Martin, North Carolina	55.6%	88 Tyrrell, North Carolina	43.9%
17 Person, North Carolina	62.9%	53 Beaufort, North Carolina	55.5%	89 Northampton, North Caroli..	43.4%
18 Mecklenburg, North Caroli..	62.6%	54 Edgecombe, North Carolina	55.0%	90 Carteret, North Carolina	42.7%
19 Alamance, North Carolina	62.4%	55 Hoke, North Carolina	54.4%	91 Alleghany, North Carolina	42.2%
20 Yadkin, North Carolina	62.2%	56 Greene, North Carolina	54.3%	92 Watauga, North Carolina	41.3%
21 Craven, North Carolina	62.0%	57 Pender, North Carolina	54.2%	93 Montgomery, North Caroli..	38.9%
22 Pasquotank, North Carolina	61.9%	58 Polk, North Carolina	53.9%	94 Hyde, North Carolina	38.5%
22 Forsyth, North Carolina	61.9%	59 McDowell, North Carolina	53.7%	95 Macon, North Carolina	38.0%
24 Rowan, North Carolina	61.7%	60 Onslow, North Carolina	53.6%	96 Dare, North Carolina	34.6%
24 Henderson, North Carolina	61.7%	61 Scotland, North Carolina	53.4%	97 Swain, North Carolina	33.0%
26 Stokes, North Carolina	61.5%	62 Haywood, North Carolina	53.3%	98 Jackson, North Carolina	32.7%
27 Nash, North Carolina	61.4%	63 Vance, North Carolina	53.2%	99 Graham, North Carolina	31.1%
28 Rockingham, North Caroli..	61.3%	64 Halifax, North Carolina	52.8%	100 Avery, North Carolina	29.7%
29 Stanly, North Carolina	61.1%	65 Sampson, North Carolina	52.5%		
30 Randolph, North Carolina	60.6%	66 Jones, North Carolina	52.4%		
31 Cabarrus, North Carolina	60.5%	67 Rutherford, North Carolina	51.5%		
32 Gates, North Carolina	59.7%	68 Madison, North Carolina	51.2%		
33 New Hanover, North Caroli..	59.5%	69 Brunswick, North Carolina	50.7%		
33 Cleveland, North Carolina	59.5%	70 Washington, North Carolina	50.6%		
35 Buncombe, North Carolina	59.4%	71 Hertford, North Carolina	50.5%		
36 Chowan, North Carolina	59.1%	72 Mitchell, North Carolina	50.4%		

Please respond online or by phone:

[MY2020CENSUS.GOV](https://my2020census.gov)

1.844.330.2020

SELF-RESPONSE RATES FOR CONGRESSIONAL DISTRICTS

STATE OF NORTH CAROLINA



George G.K. Butterfield Jr.
District 1
54.9%



George Holding
District 2
66.8%



Gregory Murphy
District 3
52.9%



David Price
District 4
66.1%



Virginia Foxx
District 5
57.3%



Mark Walker
District 6
63.5%



David Rouzer
District 7
54.9%




Richard Hudson
District 8
58.1%



Dan Bishop
District 9
61.8%



Patrick McHenry
District 10
59.7%



Vacant
District 11
52.7%

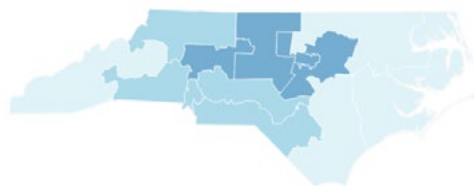


Alma Adams
District 12
60.4%

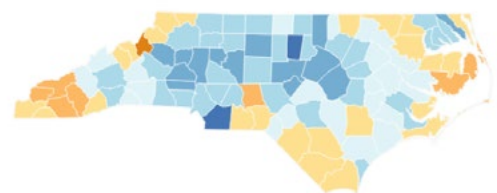


Ted Budd
District 13
63.8%

Congressional



County



Please respond online or by phone:

MY2020CENSUS.GOV

1.844.330.2020